


Joining Our Servers


Welcome in! Click on any server address to copy it to your clipboard. Then, direct connect to us!

Arma 3

 **Our Arma 3 instance has a server password enabled.** Join our [Discord](#) to request access!

Join Instructions

1. Use the Download Mod Preset link below to download the .zip file containing our mod preset.
2. Extract it using a tool such as [NanaZip](#). Inside will be an .html file.
3. With your Arma 3 Launcher's Mods tab open, drag the .html file into the Launcher.
4. Wait while your Launcher downloads and enables the required mods. This can take a while depending on your network speed.

 **Download Mod Preset:**

Arma 3 Preset TCGC Chernaurus 2020 GSBvUSMC.zip

Hostname/IP Address


a3.thecollectivegc.com

Port

2672

More Arma 3 Resources

- [All Arma 3 Articles](#)
- [Arma 3 Assets Guides](#)
- [Our Mod Collection \(Steam Workshop\)](#)



The screenshot shows the Arma 3 launcher interface. On the left is a navigation menu with 'PLAY CONTACT' and 'PLAY' buttons. The main area displays 'MY UNITS' with 'Casual Players' and 'The Collective A3' units. Below that are launch options and a 'STAY IN TOUCH' section. At the bottom, there's a 'THIRD-PARTY CONTENT' section for 'ARMA 3 CREATOR DLC'. A Windows file explorer window is overlaid on the right, showing a file named 'Mod Preset.html' in the 'Downloads' folder.

How To: Install the Mod Preset file.

Arma Reforger



We're currently working on the Reforger server, give us time!

Join Instructions

Project Zomboid



Our Project Zomboid server is currently down while we await the [build 42](#) multiplayer update!

Joining our Project Zomboid server requires becoming whitelisted, the first step of which is [applying for membership](#) on our Discord server. For more information, see the [Project Zomboid Connection Guide](#).

More Zomboid Resources

- [Our Discord Server](#)
- [Our Mod Collection \(Steam Workshop\)](#)
- [FAQs and Common Controls](#)
- [Our Community Rules](#)

Valheim



Our Valheim instance has a server password enabled. Join our [Discord](#) to request access!

The Valheim server will be shutdown on August 11th, 2025.

Join Instructions

1. Use the Download Mod Preset link below to download the .zip files containing our mod preset.
2. Extract them using a tool such as [NanaZip](#). Inside will be an .html file.
3. Copy/paste the *contents* of either folder into your Valheim install folder.

Hostname/IP Address

valheim.thecollectivegc.com

Port

5800

From:

<https://thecollectivegc.com/wiki/> - **The Collective Gaming Community**

Permanent link:

<https://thecollectivegc.com/wiki/joining?rev=1754168581>

Last update: **2025/08/02 21:03**

